



4th International on-line Course on Postharvest & Fresh-cut Technologies



15th January to
15th September
2019



EVALUATION OF UNIVERSITY SPECIFIC DEGREES

Academic year 2018-19

4th INTERNATIONAL ON-LINE COURSE ON POSTHARVEST AND FRESH-CUT TECHNOLOGIES

Chair of the Course: Mr. Francisco de Asís Artés Hernández

4TH INTERNATIONAL ON-LINE COURSE ON POSTHARVEST AND FRESH-CUT TECHNOLOGIES

Date of issue: 3rd October 2019

I. METHODOLOGY AND CHARACTERISTICS OF THE SAMPLE

The population under study consists of all the participants enrolled in this course.

The method of evaluation was a survey sent online to all participants, and the answers collected make up the sample of this study.

The characteristics of this sample are as follows:

CHARACTERISTICS	
NAME OF COURSE	4 th International On-line course on Postharvest and Fresh-cut Technologies. Cod.4518
TYPE OF COURSE	Online
DURATION	25 HOURS
TOTAL POPULATION	30
SAMPLE SIZE	20
SAMPLE PERCENTAGE	66,67%
DATE OF ACCOMPLISHMENT	15th September 2019
TECHNICS USED FOR ANALYSIS	Descriptive univariate analysis: frecuencies, means, medians and standard deviations.

The rating scale used in the survey goes from value 1 (the most negative value) to 5 (the most positive value).

II. ANALYSIS AND RESULTS

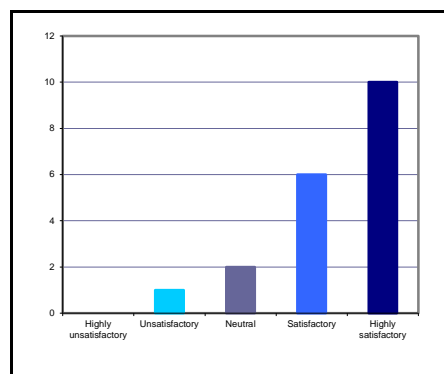
The following section provides information about the questions included in the survey as well as the analysis in statistical terms.

Assesment of the work of instructors

1) Please rate the work carried out by instructors:

SCALE		N	%
1	Highly unsatisfactory	0	0,0
2	Unsatisfactory	1	5,3
3	Neutral	2	10,5
4	Satisfactory	6	31,6
5	Highly satisfactory	10	52,6
TOTAL SCORE		19	100

Mean	4,32
Median	5,00
Standard deviation	0,86

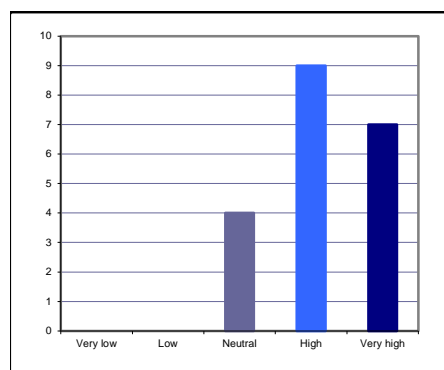


Assesment of the following characteristics of the contents:

2) Practical use of the contents.

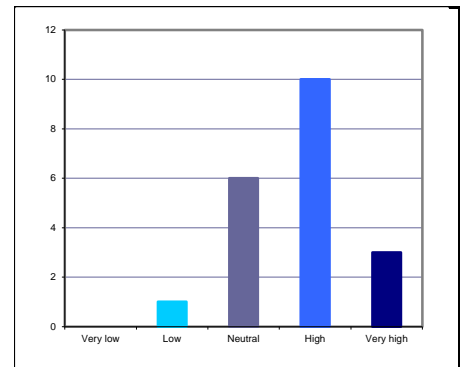
SCALE		N	%
1	Very low	0	0,0
2	Low	0	0,0
3	Neutral	4	20,0
4	High	9	45,0
5	Very high	7	35,0
TOTAL SCORE		20	100

Mean	4,15
Median	4,00
Standard deviation	0,73



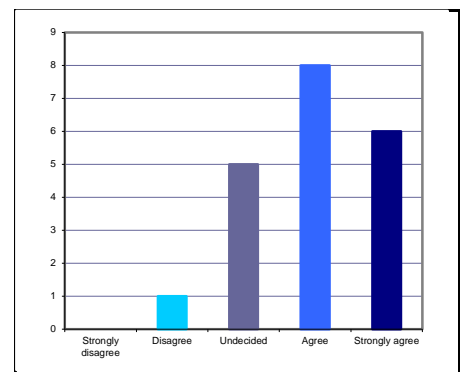
3) Degree of complexity of the contents.

SCALE		N	%
1	Very low	0	0,0
2	Low	1	5,0
3	Neutral	6	30,0
4	High	10	50,0
5	Very high	3	15,0
TOTAL SCORE		20	100
Mean		3,75	
Median		4,00	
Standard deviation		0,77	



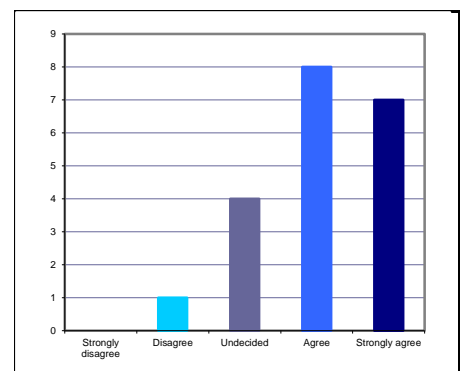
4) The contents met my expectations.

SCALE		N	%
1	Strongly disagree	0	0,0
2	Disagree	1	5,0
3	Undecided	5	25,0
4	Agree	8	40,0
5	Strongly agree	6	30,0
TOTAL SCORE		20	100
Mean		3,95	
Median		4,00	
Standard deviation		0,86	



5) The contents have had a positive effect in my investigation work/my job.

SCALE		N	%
1	Strongly disagree	0	0,0
2	Disagree	1	5,0
3	Undecided	4	20,0
4	Agree	8	40,0
5	Strongly agree	7	35,0
TOTAL SCORE		20	100
Mean		4,05	
Median		4,00	
Standard deviation		0,86	

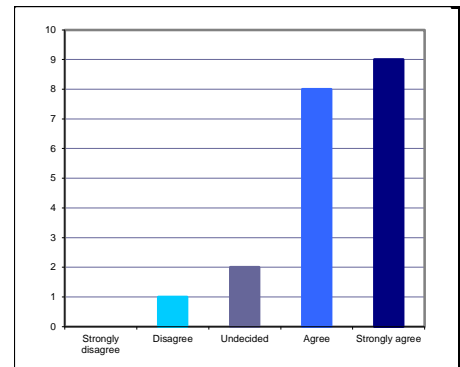




6) The issues involved were very interesting.

SCALE		N	%
1	Strongly disagree	0	0,0
2	Disagree	1	5,0
3	Undecided	2	10,0
4	Agree	8	40,0
5	Strongly agree	9	45,0
TOTAL SCORE		20	100

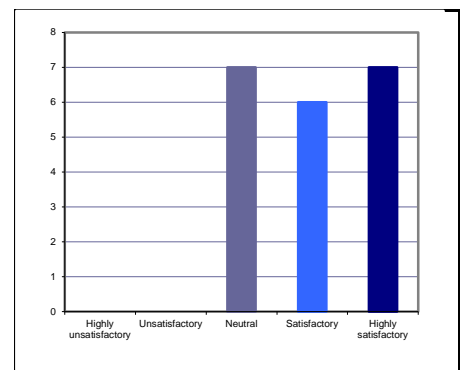
Mean	4,25
Median	4,00
Standard deviation	0,83



7) Assesment on the methodology used.

SCALE		N	%
1	Highly unsatisfactory	0	0,0
2	Unsatisfactory	0	0,0
3	Neutral	7	35,0
4	Satisfactory	6	30,0
5	Highly satisfactory	7	35,0
TOTAL SCORE		20	100

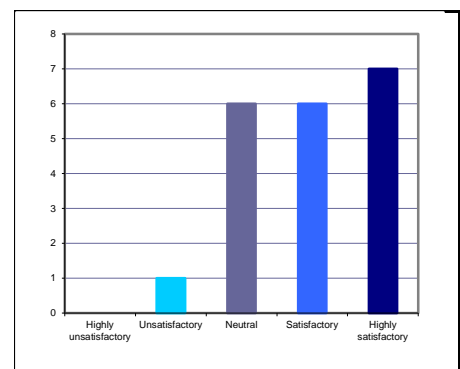
Mean	4,00
Median	4,00
Standard deviation	0,84



8. Assesment of the material provided.

SCALE		N	%
1	Highly unsatisfactory	0	0,0
2	Unsatisfactory	1	5,0
3	Neutral	6	30,0
4	Satisfactory	6	30,0
5	Highly satisfactory	7	35,0
TOTAL SCORE		20	100

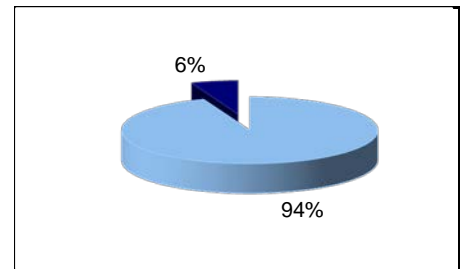
Mean	3,95
Median	4,00
Standard deviation	0,92





9. I would take a course following the line of this one.

SCALE	N	%
Yes	16	94,1
No	1	5,9
TOTAL SCORE	17	100



10. Please rate your overall satisfaction with the course:

SCALE	N	%
1 Highly unsatisfactory	0	0,0
2 Not satisfactory	0	0,0
3 Neutral	3	15,8
4 Satisfactory	8	42,1
5 Highly satisfactory	8	42,1
TOTAL SCORE	19	100

Mean	4,26
Median	4,00
Standard deviation	0,71

